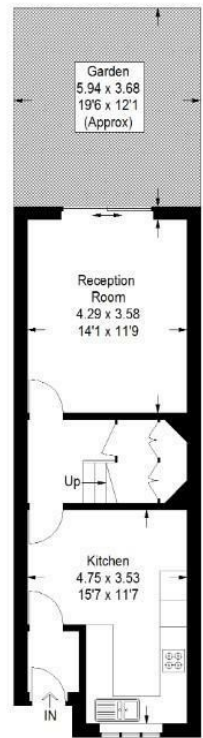
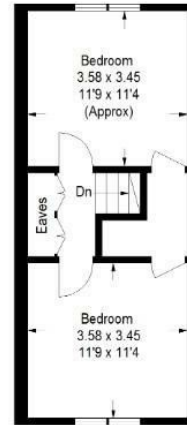


Dunelm Grove, SE27

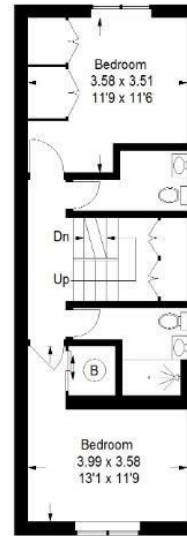
Approximate Gross Internal Area
(Excluding Eaves)
110.2 sq m / 1186 sq ft



Ground Floor



Second Floor



First Floor

Copyright www.pedderproperty.com © 2025
These plans are for representation purposes only as defined by RICS - Code of Measuring Practice. Not drawn to Scale. Windows and door openings are approximate. Please check all dimensions, shapes and compass bearings before making any decisions reliant upon them.

